



# Digital Bunker Price Presentation

Digital Bunker Prices:  
Reasons, Mechanism,  
Benefits  
2022-08-04



# Digital Bunker Prices:

Reasons

Mechanism

Benefits

- **A tool to make Bunker Price Mechanism more transparent:** created from a much broader source of information
- **Price adjustments to Bunker Market's volatility**
- **Completely independent**
- **Free from price manipulations**

MABUX has invented a parallel bunker market:  
**DIGITAL BUNKER MARKET**

It relates entirely to Oil Future differentials - giving  
**DIGITAL BUNKER PRICES (DBP)<sup>ICE/NYMEX</sup>**

## MABUX suggests:

**Firstly:** Digital Bunker Prices (DBP) <sup>ICE/NYMEX</sup> should be the base for physical bunker prices.

### **The New Benchmark**

**Secondly:** Physical local prices to be given a chance to influence the DBP <sup>ICE/NYMEX</sup> (if needed?)










































# Oil Futures table

## Digital Bunker Prices Mechanism

Product	Delivery	Last	Change	Close	Open	Exchange	Date	Time
Brent Crude	Oct 2022	95.60	-1.18	96.78	97.10	ICE	Aug 4	15:40:38
Brent Crude	Nov 2022	94.21	-0.99					
Light Crude Oil WTI	Sep 2022	89.76	-0.90					
Light Crude Oil WTI	Oct 2022	88.82	-0.92	89.74	90.17	NYMEX	Aug 4	15:40:38
Ny Harbor Ulsd	Sep 2022	3.3848	-0.0300					
Ny Harbor Ulsd	Oct 2022	3.3422	-0.0269					
Gasoil ARA	Aug 2022	1,025.00	-10.00	1,035.00	0.00	ICE	Aug 4	15:40:38
Gasoil ARA	Sep 2022	1,005.00	-10.50	1,015.50	0.00	ICE	Aug 4	15:40:38

Digital Bunker Prices (DBP)<sup>ICE/NYMEX</sup> are connected to Oil Future differentials and updated every minute in our model.

Products available and suitable for DBP: 380 HSFO, VLSFO and MGO (Marine Gasoil).

<p><a href="#">Gothenburg (SE) Market Bunker Prices</a></p> <p>   <b>DBP</b></p>		715.00 		730.00 	1 030.00 	1 090.00 	<b>Aug 4</b>
<p><a href="#">Gothenburg Bunker Price Forecast</a></p> <p> Updated every minute</p> <p><a href="#">380HSFO</a> <a href="#">VLS FO</a> <a href="#">MGO LS</a></p>	Forecast for today (fixed):	-27.00 		-28.50 		+20.50 	
	Forecast for 05 Aug (live):	-9.50 		-10.25 		-9.25 	
<p><a href="#">Hamburg (DE) Market Bunker Prices</a></p> <p>   <b>DBP</b></p>		650.00 		756.00 		1 112.00 	<b>Aug 4</b>
<p><a href="#">Hamburg Bunker Price Forecast</a></p> <p> Updated every minute</p> <p><a href="#">380HSFO</a> <a href="#">VLS FO</a> <a href="#">MGO LS</a></p>	Forecast for today (fixed):	-23.00 		-27.75 		+20.50 	
	Forecast for 05 Aug (live):	-8.50 		-10.25 		-10.75 	
<p><a href="#">Rotterdam (NL) Market Bunker Prices</a></p> <p>   <b>DBP</b></p>	XB	479.00 		744.00 	1 015.00 	1 030.00 	<b>Aug 4</b>
<p><a href="#">Rotterdam Bunker Price Forecast</a></p> <p> Updated every minute</p> <p><a href="#">380HSFO</a> <a href="#">VLS FO</a> <a href="#">MGO LS</a></p>	Forecast for today (fixed):	-16.75 		-27.75 		+20.50 	
	Forecast for 05 Aug (live):	-6.25 		-10.25 		-9.25 	

# MBP\*/DBP<sup>ICE</sup> comparison

## Digital Bunker Prices Benefits

Port		380HSFO	VLS FO	MGO LS	Date
<b>Gothenburg (SE)</b> <a href="#">Hist</a> <a href="#">Avg</a> <a href="#">Sup</a> <a href="#">DBP</a>	Market Bunker Prices	467.00 -10.00 ↓	587.00 -1.00 ↓	729.00 -1.00 ↓	Jan 11
	Digital Bunker Prices	483.75 +6.75 ↑	575.50 +8.50 ↑	747.00 +6.00 ↑	Jan 11
	<a href="#">Compare</a>	<a href="#">Compare</a>	<a href="#">Compare</a>		
<b>Hamburg (DE)</b> <a href="#">Hist</a> <a href="#">Avg</a> <a href="#">Sup</a> <a href="#">DBP</a>	Market Bunker Prices	456.00 -9.00 ↓	579.00 -6.00 ↓	725.00 -20.00 ↓	Jan 11
	Digital Bunker Prices	465.50 +6.50 ↑	570.25 +8.25 ↑	754.00 +6.00 ↑	Jan 11
	<a href="#">Compare</a>	<a href="#">Compare</a>	<a href="#">Compare</a>	<a href="#">Compare</a>	
<b>Rotterdam (NL)</b> <a href="#">Hist</a> <a href="#">Avg</a> <a href="#">Sup</a> <a href="#">DBP</a>	Market Bunker Prices	450.00 0.00 ↔	578.00 -2.00 ↓	693.00 +6.00 ↑	Jan 11
	Digital Bunker Prices	451.50 +6.50 ↑	574.25 +8.25 ↑	731.00 +6.00 ↑	Jan 11
	<a href="#">Compare</a>	<a href="#">Compare</a>	<a href="#">Compare</a>	<a href="#">Compare</a>	

\* MBP= Market Bunker Prices= Market Indications



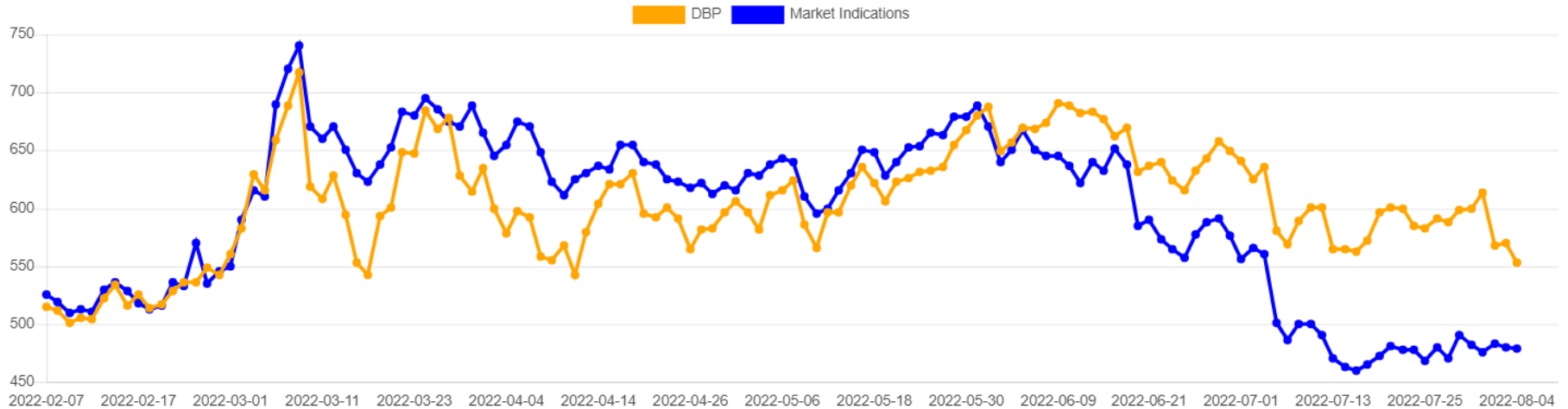
# Rotterdam MBP\*/DBP<sup>ICE</sup> comparison table

Date	380cSt HSFO, \$/mton			VLS FO, \$/mton			MGO LS, \$/mton		
	Market Indication	DBP price	Diff	Market Indication	DBP price	Diff	Market Indication	DBP price	Diff
2022-08-04	479	553	+74	744	687	-57	1030	1064	+34
2022-08-03	480	570	+90	749	715	-34	1060	1043	-17
2022-08-02	483	568	+85	745	711	-34	1040	1057	+17
2022-08-01	475	613	+138	760	785	+25	1100	1135	+35
2022-07-29	482	600	+118	787	764	-23	1115	1132	+17
2022-07-28	490	598	+108	797	760	-37	1120	1130	+10
2022-07-27	470	588	+118	777	743	-34	1095	1098	+3
2022-07-26	480	591	+111	782	749	-33	1087	1084	-3
2022-07-25	468	582	+114	765	734	-31	1070	1096	+26

\* MBP= Market Bunker Prices= Market Indications

# Rotterdam MBP\*/DBP<sup>ICE</sup> price curves covering 6 months date spread, 380 HSFO

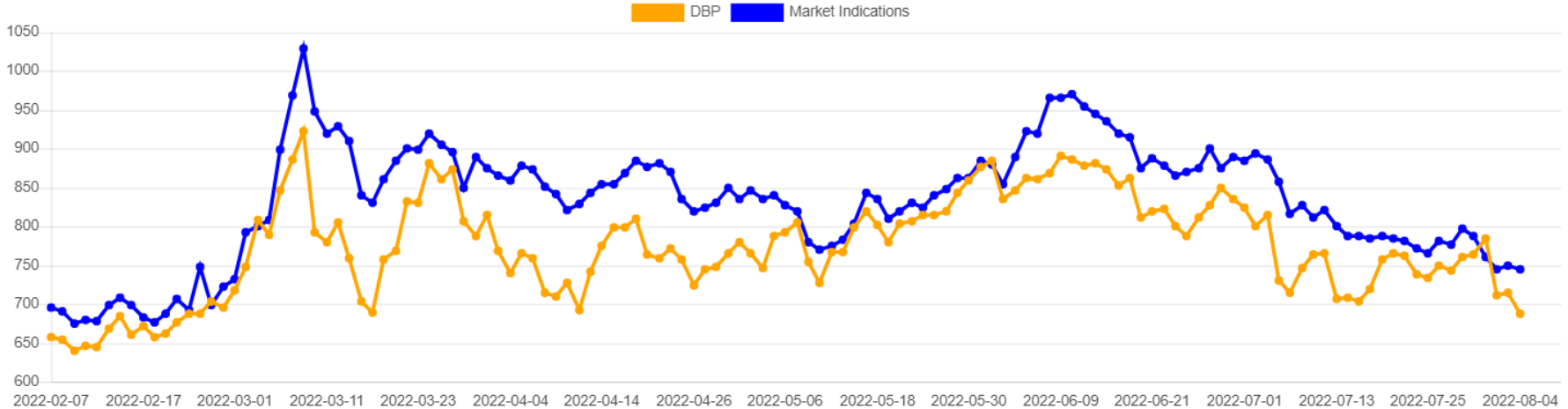
380cSt HSFO, comparison chart (\$/mton)



\* MBP= Market Bunker Prices= Market Indications

# Rotterdam MBP\*/DBP<sup>ICE</sup> price curves covering 6 months date spread, VLSFO

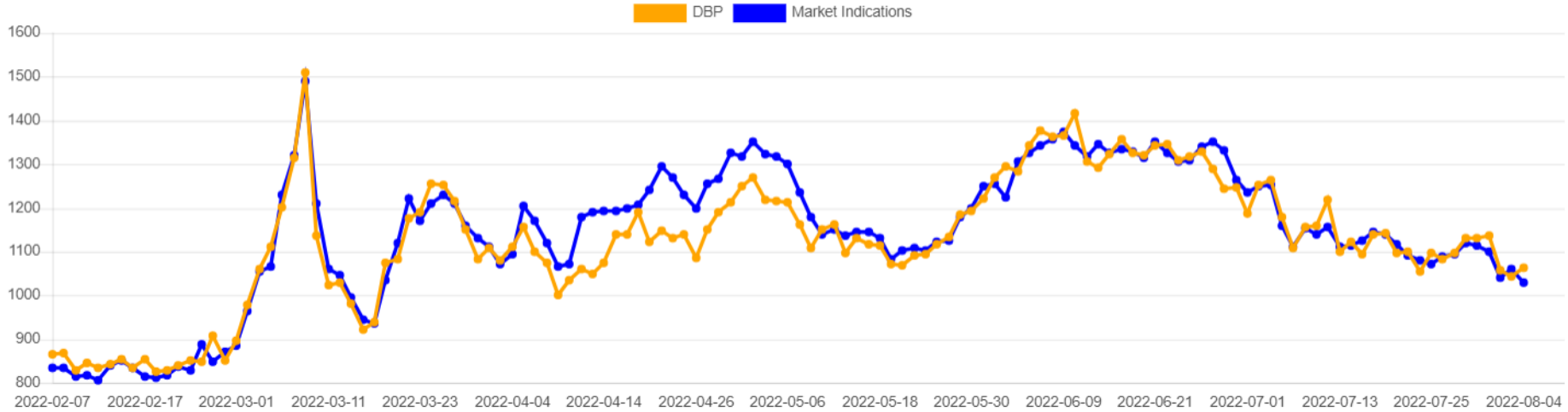
VLS FO, comparison chart (\$/mton)



\* MBP= Market Bunker Prices= Market Indications

# Rotterdam MBP\*/DBP<sup>ICE</sup> price curves covering 6 months date spread, MGO LS

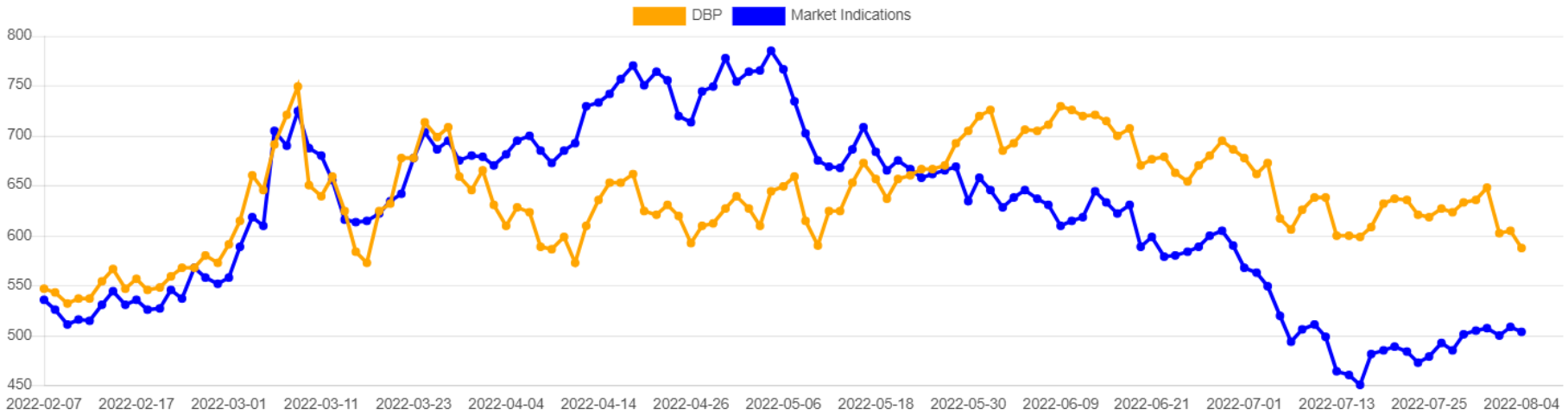
MGO LS, comparison chart (\$/mton)



\* MBP= Market Bunker Prices= Market Indications

# Singapore MBP\*/DBP<sup>ICE</sup> price curves covering 6 months date spread, 380 HSFO

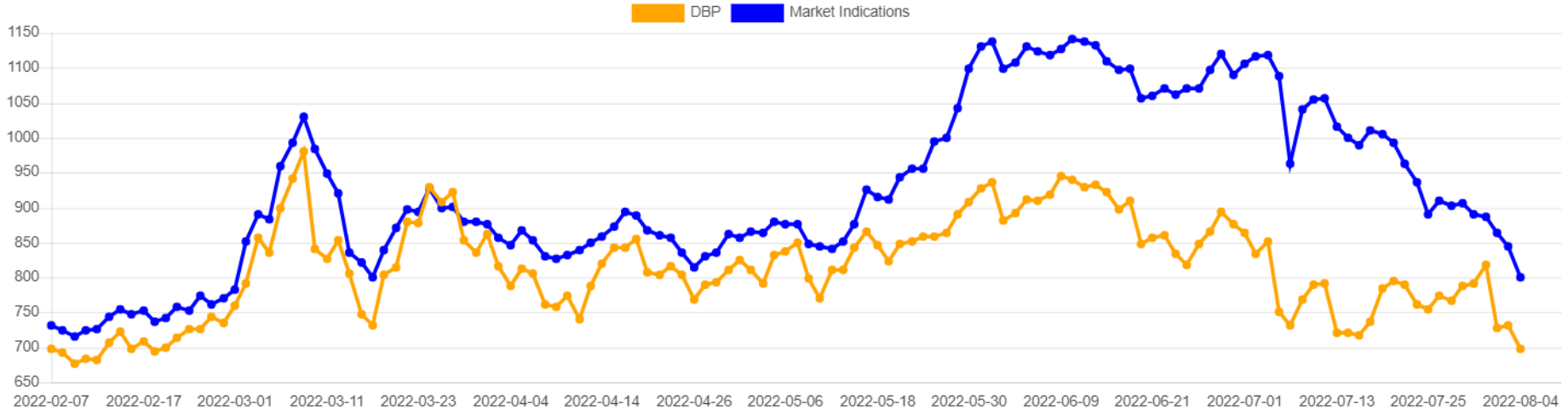
380cSt HSFO, comparison chart (\$/mton)



\* MBP= Market Bunker Prices= Market Indications

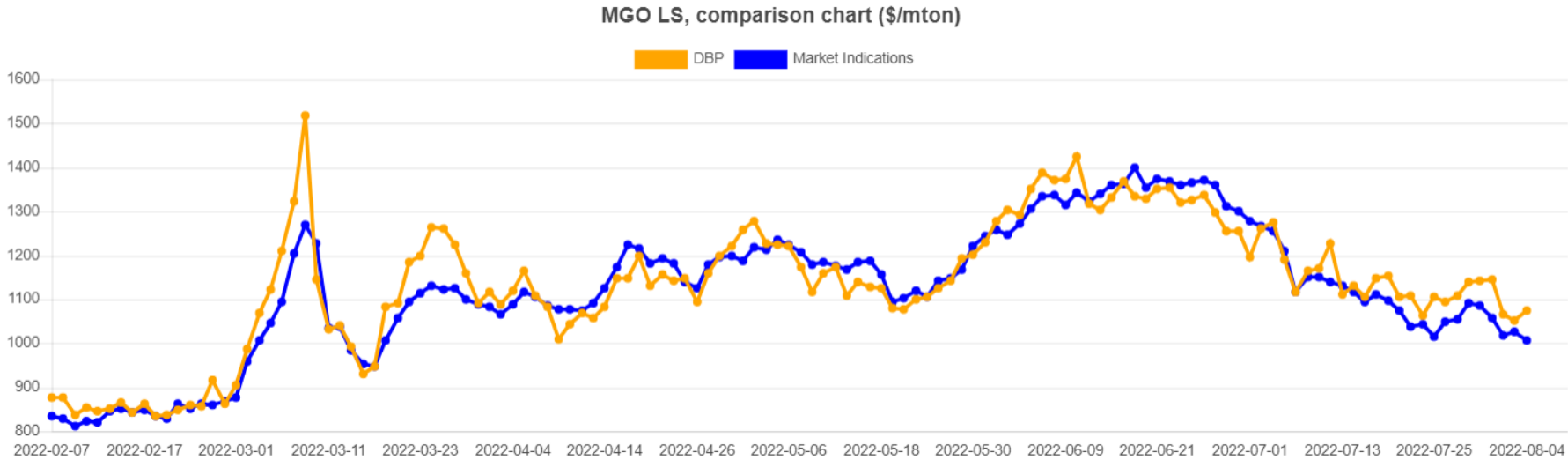
# Singapore MBP\*/DBP<sup>ICE</sup> price curves covering 6 months date spread, VLSFO

VLS FO, comparison chart (\$/mton)



\* MBP= Market Bunker Prices= Market Indications

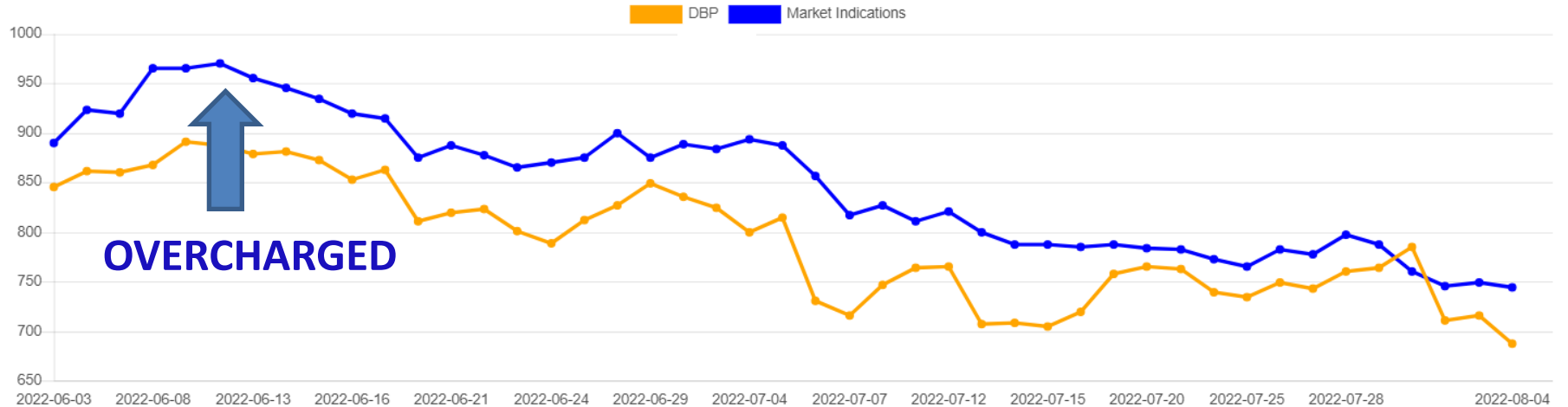
# Singapore MBP\*/DBP<sup>ICE</sup> price curves covering 6 months date spread, MGO LS



\* MBP= Market Bunker Prices= Market Indications

# Rotterdam MBP\*/DBP<sup>ICE</sup> curves 2 months, VLSFO

VLS FO, comparison chart (\$/mton)

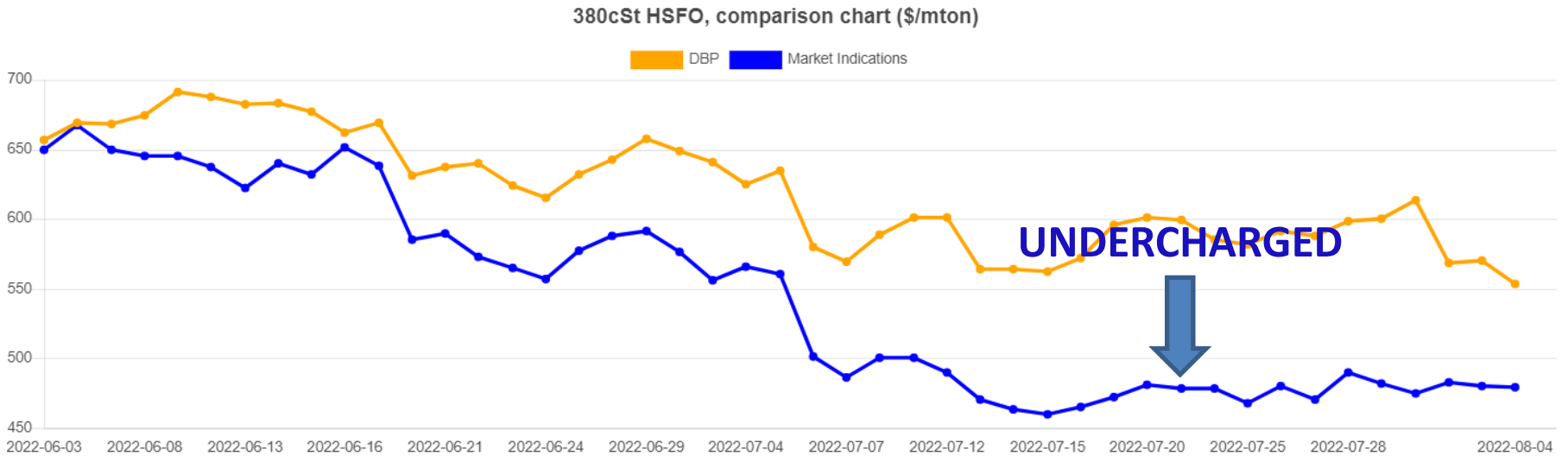


\* MBP= Market Bunker Prices= Market Indications



# Rotterdam MBP\*/DBP<sup>ICE</sup> curves

## 2 months, MGO



\* MBP= Market Bunker Indications= Market Indications

# Overcharged and Undercharged

in the past

Shipowners have been overcharged about 70%\*

Suppliers have been undercharged about 30%\*

\*Prices measured for the period 1st January, 2018 until 31st December 2019.



# MABUX GLOBAL BUNKER PRICES DIGITAL **and** PHYSICAL

TRY FREE FOR 7 DAYS

MABUX founded year 2000

## LNG BUNKER PAGE

- o LNG bunker indexes
- o OIL/GAS futures settlements
- o LNG bunker news
- o LNG fuel energy content

## MARKET BUNKER PRICES (MBP)

- o 400+ ports worldwide
- o Bunker Price History available from 2002
- o Supplier's contact details
- o Price forecast short (1 day) and long (rolling forward 2 years)
- o Differentials section: VLSFO/380 HSFO, VLSFO/MGO LS, MGO LS/VLSFO

## DIGITAL BUNKER PRICES (DBP:ICE/NYMEX)

- o Price adjustments to the Bunker Market's volatility instantly
- o Completely independent
- o Free from price manipulations
- o Unique tool to identify overcharge/undercharge prices



# Marine Bunker Exchange (MABUX) AB

P.O.BOX 1379,  
SE-251 13,  
Helsingborg,  
Sweden

Tel: +46 42 140430

Mob: +46 705 54 33 80

E-mail: [info@mabux.com](mailto:info@mabux.com)

Website: [www.mabux.com](http://www.mabux.com)

Website: [www.mabux.ru](http://www.mabux.ru)